

SIGN NAME	SIGN 1	QTY	SIGN NUMBER	STATION(S)	
PANEL	BORDER			none	
WIDTH	9'-0"	WIDTH	0"		
HEIGHT	2'-0"	RADII	0"		
LEGEND	White	COLOR			
COLOR	Green				
SYMBOL(S)	ANGLE	X	Y	WID	HT
AR_Type D	90	6	14	6	9
AR_Type D	270	93	4	6	9
SIGN NUMBER	NUMBER OF POSTS	CLEARANCE Edge Of Lane	COLUMN SIZE	AVERAGE LENGTH	

NOTE: FOR INTERSECTIONS WHERE THE STREET NAMES CHANGE ON EITHER SIDE OF THE INTERSECTION. NO BLOCK NUMBERS.

NO. OF LIGHT FIXTURES	FIXTURE SPACING	PHOTOMETRIC CURVE	WATT	VOLTAGE

COPY	SPACE	S	t	a	r	w	o	o	d	A	v	e	L									
	21	6.1	4.5	6.4	3.8	7.3	5.4	5.4	4	6	6.8	5.8	4	21.5	65.5							
COPY	SPACE	B	l	o	o	m	i	n	g	d	a	l	e	S	q	u	a	r	e	L		
	6	5.8	2	4.6	4.7	7.3	2.2	4.6	4.6	4.6	4.7	2	3.7	6	5.6	4.7	4.6	4.7	3.2	3.7	18.8	83.2
COPY	SPACE																					
COPY	SPACE																					
COPY	SPACE																					
COPY	SPACE																					

SIGN NAME	SIGN 2	QTY	SIGN NUMBER	STATION(S)	
PANEL	BORDER			none	
WIDTH	7'-6"	WIDTH	0"		
HEIGHT	2'-0"	RADII	0"		
LEGEND	White	COLOR			
COLOR	Green				
SYMBOL(S)	ANGLE	X	Y	WID	HT
SIGN NUMBER	NUMBER OF POSTS	CLEARANCE Edge Of Lane	COLUMN SIZE	AVERAGE LENGTH	

NOTE: FOR STANDARD STREET NAME SIGNS WHERE THE 8" EM AND THE 6" E SIZES LETTERING DOES NOT EXCEED 9'.

NO. OF LIGHT FIXTURES	FIXTURE SPACING	PHOTOMETRIC CURVE	WATT	VOLTAGE

COPY	SPACE	B	e	l	l	S	h	o	a	l	s	L			
	9	8	7.8	4.8	1.6	8	9	7.8	7.2	8.5	3.9	5.3	9	72	
COPY	SPACE	0	0	0	0	R	D	0	0	0	0	L			
	9	6.3	6.3	6.3	5	6.5	6.2	4.9	6.5	6.3	6.3	6.3	5	9	72
COPY	SPACE														
COPY	SPACE														
COPY	SPACE														
COPY	SPACE														

SIGN NAME	SIGN 3	QTY	SIGN NUMBER	STATION(S)	
PANEL	BORDER			none	
WIDTH	9'-0"	WIDTH	0"		
HEIGHT	2'-0"	RADII	0"		
LEGEND	White	COLOR			
COLOR	Green				
SYMBOL(S)	ANGLE	X	Y	WID	HT
SIGN NUMBER	NUMBER OF POSTS	CLEARANCE Edge Of Lane	COLUMN SIZE	AVERAGE LENGTH	

NOTE: FOR LONG STREET NAMES USE 8" D FOR STREET NAMES AND 6" C FOR BLOCK NUMBERS TO FIT WITHIN THE 9' WIDTH MAXIMUM.

NO. OF LIGHT FIXTURES	FIXTURE SPACING	PHOTOMETRIC CURVE	WATT	VOLTAGE

SIGN NAME	SIGN 4	QTY	SIGN NUMBER	STATION(S)	
PANEL	BORDER			none	
WIDTH	8'-6"	WIDTH	0"		
HEIGHT	2'-0"	RADII	0"		
LEGEND	White	COLOR			
COLOR	Green				
SYMBOL(S)	ANGLE	X	Y	WID	HT
AR_Type D	270	82	13	8	12
SIGN NUMBER	NUMBER OF POSTS	CLEARANCE Edge Of Lane	COLUMN SIZE	AVERAGE LENGTH	

NOTE: FOR "T" INTERSECTIONS.

NO. OF LIGHT FIXTURES	FIXTURE SPACING	PHOTOMETRIC CURVE	WATT	VOLTAGE

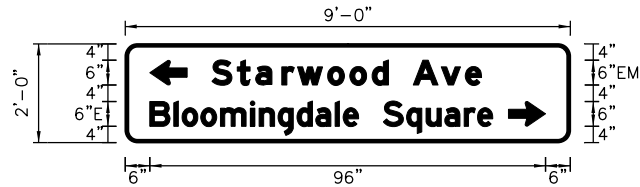
COPY	SPACE	B	R	U	C	E	B	D	O	W	N	S	L			
	8	7.2	7.2	7.7	7.7	5	8	5.4	8	7.5	7	8.7	7.2	5.4	8	92
COPY	SPACE	0	0	0	0	B	L	V	D	0	0	0	0	L		
	8	4.9	4.9	4.9	3.5	19.8	4.6	3.5	4.7	3.4	19.8	4.9	4.9	3.5	8	92
COPY	SPACE															
COPY	SPACE															
COPY	SPACE															

COPY	SPACE	G	l	e	n	h	a	v	e	n	L	
	8	9	4.3	7.9	8.7	7.9	7.8	7.9	7.9	5.3	27.3	66.7
COPY	SPACE	D	R	0	0	0	0	L				
	33.8	6.2	4.9	24	6.2	6.2	6.2	5	9.3	58.9		
COPY	SPACE											
COPY	SPACE											
COPY	SPACE											

THE OFFICIAL RECORD OF THIS SHEET IS THE ELECTRONIC FILE DIGITALLY SIGNED AND SEALED UNDER RULE 61G15-23.004, F.A.C.

SIGN NAME	SIGN 1	QTY	SIGN NUMBER	STATION(S)	
PANEL	BORDER			none	
WIDTH	9'-0"	WIDTH	0.75'		
HEIGHT	2'-0"	RADII	3'		
LEGEND	White	COLOR	White		
COLOR	Green				
SYMBOL(S)	ANGLE	X	Y	WID	HT
AR_Type D	90	6	14	6	9
AR_Type D	270	93	4	6	9
SIGN NUMBER	NUMBER OF POSTS	CLEARANCE Edge Of Lane	COLUMN SIZE	AVERAGE LENGTH	

NOTE: FOR INTERSECTIONS WHERE THE STREET NAMES CHANGE ON EITHER SIDE OF THE INTERSECTION. NO BLOCK NUMBERS.

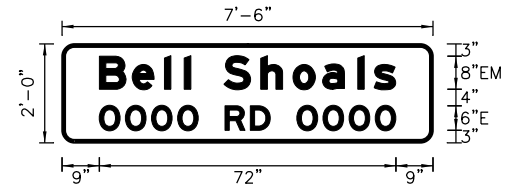


NO. OF LIGHT FIXTURES	FIXTURE SPACING	PHOTOMETRIC CURVE	WATT	VOLTAGE

COPY		S	t	a	r	w	o	o	d	A	v	e	L										
SPACE	21	6.1	4.5	6.4	3.8	7.3	5.4	5.4	4	6	6.8	5.8	4	21.5	65.5								
COPY		B	l	o	o	m	i	n	g	d	a	l	e	S	q	u	a	r	e	L			
SPACE	6	5.8	2	4.6	4.7	7.3	2.2	4.6	4.6	4.6	4.7	2	3.7	6	5.6	4.7	4.6	4.7	3.2	3.7	18.8	83.2	
COPY																							
SPACE																							

SIGN NAME	SIGN 2	QTY	SIGN NUMBER	STATION(S)	
PANEL	BORDER			none	
WIDTH	7'-6"	WIDTH	0.75'		
HEIGHT	2'-0"	RADII	3'		
LEGEND	White	COLOR	White		
COLOR	Green				
SYMBOL(S)	ANGLE	X	Y	WID	HT
SIGN NUMBER	NUMBER OF POSTS	CLEARANCE Edge Of Lane	COLUMN SIZE	AVERAGE LENGTH	

NOTE: FOR STANDARD STREET NAME SIGNS WHERE THE 8" EM AND THE 6" E SIZES LETTERING DOES NOT EXCEED 9'.

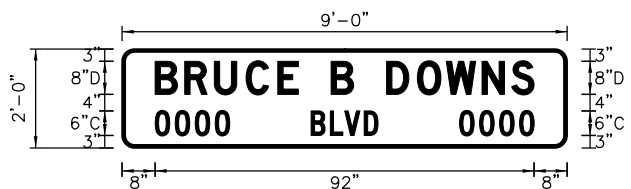


NO. OF LIGHT FIXTURES	FIXTURE SPACING	PHOTOMETRIC CURVE	WATT	VOLTAGE

COPY		B	e	l	l	S	h	o	a	l	s	L										
SPACE	9	8	7.8	4.8	1.6	8	9	7.8	7.2	8.5	3.9	5.3	9	72								
COPY		O	O	O	O	R	D	O	O	O	O	L										
SPACE	9	6.3	6.3	6.3	5	6.5	6.2	4.9	6.5	6.3	6.3	6.3	5	9	72							
COPY																						
SPACE																						

SIGN NAME	SIGN 3	QTY	SIGN NUMBER	STATION(S)	
PANEL	BORDER			none	
WIDTH	9'-0"	WIDTH	0.75'		
HEIGHT	2'-0"	RADII	3'		
LEGEND	White	COLOR	White		
COLOR	Green				
SYMBOL(S)	ANGLE	X	Y	WID	HT
SIGN NUMBER	NUMBER OF POSTS	CLEARANCE Edge Of Lane	COLUMN SIZE	AVERAGE LENGTH	

NOTE: FOR LONG STREET NAMES USE 8" D FOR STREET NAMES AND 6" C FOR BLOCK NUMBERS TO FIT WITHIN THE 9' WIDTH MAXIMUM.

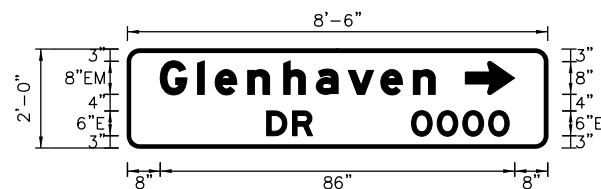


NO. OF LIGHT FIXTURES	FIXTURE SPACING	PHOTOMETRIC CURVE	WATT	VOLTAGE

COPY		B	R	U	C	E	B	D	O	W	N	S	L						
SPACE	8	7.2	7.2	7.7	7.7	5	8	5.4	8	7.5	7	8.7	7.2	5.4	8	92			
COPY		O	O	O	O	B	L	V	D	O	O	O	O	L					
SPACE	8	4.9	4.9	4.9	3.5	19.8	4.6	3.5	4.7	3.4	19.8	4.9	4.9	3.5	8	92			
COPY																			
SPACE																			

SIGN NAME	SIGN 4	QTY	SIGN NUMBER	STATION(S)	
PANEL	BORDER			none	
WIDTH	8'-6"	WIDTH	0.75'		
HEIGHT	2'-0"	RADII	3'		
LEGEND	White	COLOR	White		
COLOR	Green				
SYMBOL(S)	ANGLE	X	Y	WID	HT
AR_Type D	270	82	13	8	12
SIGN NUMBER	NUMBER OF POSTS	CLEARANCE Edge Of Lane	COLUMN SIZE	AVERAGE LENGTH	

NOTE: FOR "T" INTERSECTIONS.



NO. OF LIGHT FIXTURES	FIXTURE SPACING	PHOTOMETRIC CURVE	WATT	VOLTAGE

COPY		G	l	e	n	h	a	v	e	n	L								
SPACE	8	9	4.3	7.9	8.7	7.9	7.8	7.9	7.9	5.3	27.3	66.7							
COPY		D	R	O	O	O	O	L											
SPACE	33.8	6.2	4.9	24	6.2	6.2	6.2	5	9.3	58.9									
COPY																			
SPACE																			

THE OFFICIAL RECORD OF THIS SHEET IS THE ELECTRONIC FILE DIGITALLY SIGNED AND SEALED UNDER RULE 61G15-23.004, F.A.C.

